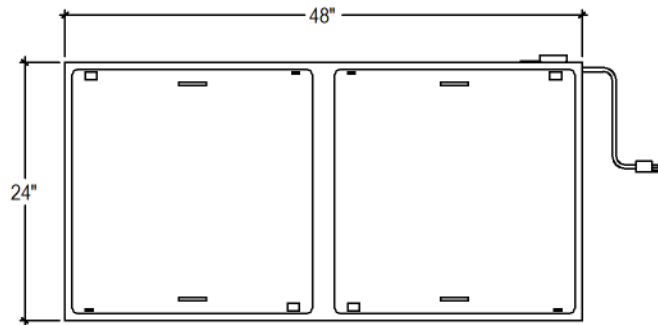


GENERAL SPECIFICATIONS:

- 18 Gauge Stainless Steel Constructed
- Black Glass Ceramic Surface
- Powder Coated Finish
- Portable Unit (Optional Drop-in)

OPTIONAL FRAME FINISH:

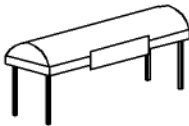
- Brushed Stainless Steel



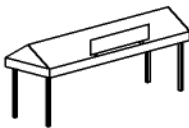
AWNING TYPES:



■ The Arch



■ The Barrel



■ The A-Frame



■ The Halo



■ The Square

