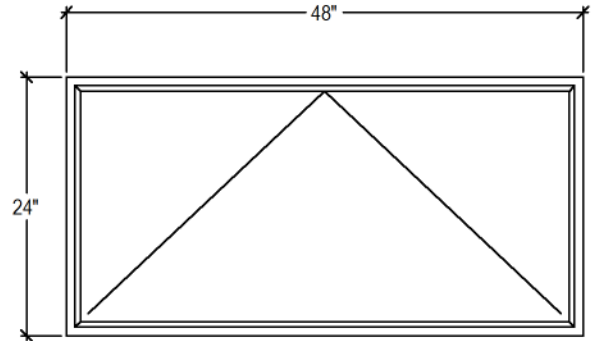


GENERAL SPECIFICATIONS:

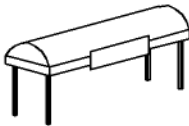
- 14 Gauge #304 Stainless Steel Pan Liner
- 20 Gauge #304 Stainless Steel Exterior
- Pressure Foamed Insulation
- 1/2" Drain with Ball Valve & 60" PVC Drain Tube



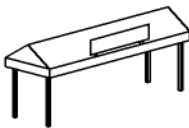
AWNING TYPES:



■ The Arch



■ The Barrel



■ The A-Frame



■ The Halo



■ The Square

