

GENERAL SPECIFICATIONS:

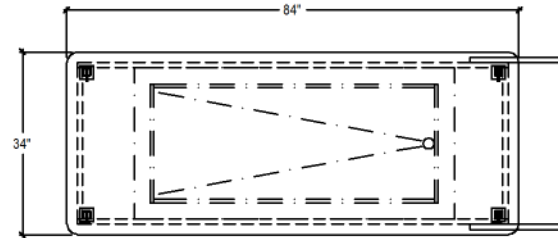
- Laminate Countertop with T-Mold Edges
- Mahogany Stained Body
- Mahogany Stained Trim
- Mahogany Stained Push Handles
- 32" Diameter Hardwood Spoke Wheel
- 6" Swivel Caster with Brake
- Mahogany Stained Caster Support with Metal Support
- Locking Storage Compartment (Both Ends)

OPTIONS:

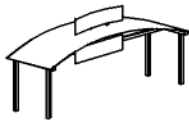
- Round Awning Poles
- Drop Shelf
- Custom Colors
- Custom Graphics
- Menu Board
- Track Lights
- Cart Cover

EQUIPMENT:

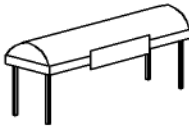
- Drop-In Cold Pan (4-Pan)



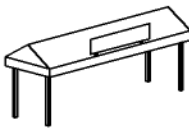
AWNING TYPES:



■ The Arch



■ The Barrel



■ The A-Frame



■ The Halo



■ The Square

