

GENERAL SPECIFICATIONS:

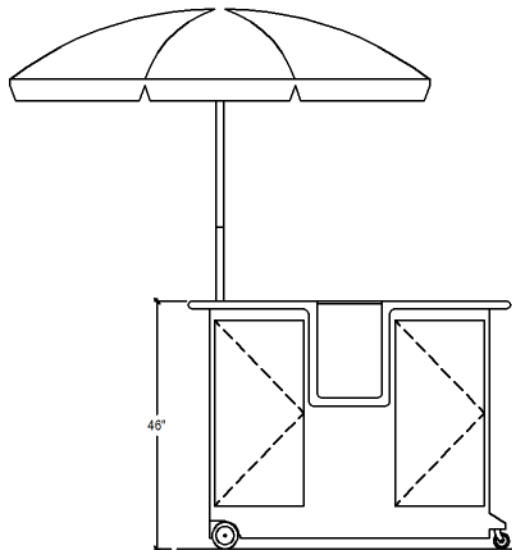
- Rotomolded Construction
- Casters, Two (2) Rigid and Two (2) Swivel with Brakes
- Dual Flow Cooling System
- Removable Waste Tank
- Storage Compartment for Kegs
- 6' Umbrella

OPTIONS:

- Custom Exterior Panels (Laminate, Graphics, Powdercoat, Etc.)
- Cart Cover

EQUIPMENT:

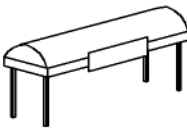
- Two (2) Beer Towers



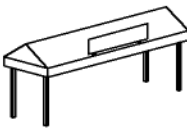
AWNING TYPES:



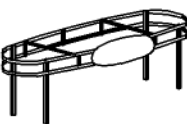
- The Arch



- The Barrel



- The A-Frame



- The Halo



- The Square

